

23 200m Individual Medley Men Final

Official



☰ Qualified 1=2 Heats 🏊 Summary



Total 15 years 13 years 14 years 16-109 years



| Rank | Competitor | Age | Club | RT | PTS | Result |
|------|--|-----|----------------|----|-----|--|
| 1 | Younger Jack | 16 | Masterton ... | | | 2:18.02 Entry: 2:18.88 (-0.86) |
| | 50m: 29.62 100m: 1:05.24 (35.62) 150m: 1:47.49 (42.25) | | | | | 200m: 2:18.02 (30.53) |
| 2 | McNabb Finlay | 16 | Blenheim S... | | | 2:19.08 Entry: 2:19.14 (-0.06) |
| | 50m: 29.23 100m: 1:03.36 (34.13) 150m: 1:47.19 (43.83) | | | | | 200m: 2:19.08 (31.89) |
| 3 | Hewertson Ryan | 15 | Kowhai Swi... | | | 2:19.92 Entry: 2:21.72 (-1.80) |
| | 50m: 28.62 100m: 1:02.93 (34.31) 150m: 1:46.09 (43.16) | | | | | 200m: 2:19.92 (33.83) |
| 4 | Charlton Fergus | 16 | Kowhai Swi... | | | 2:20.92 Entry: 2:19.69 (+1.23) |
| | 50m: 29.10 100m: 1:03.43 (34.33) 150m: 1:45.90 (42.47) | | | | | 200m: 2:20.92 (35.02) |
| 5 | Pedersen Oscar | 15 | Coast Swi... | | | 2:22.46 Entry: 2:26.18 (-3.72) |
| | 50m: 30.85 100m: 1:07.37 (36.52) 150m: 1:50.02 (42.65) | | | | | 200m: 2:22.46 (32.44) |
| 6 | Lafaele-Pucher Bishop | 14 | Pukekohe ... | | | 2:22.64 Entry: 2:29.99 (-7.35) |
| | 50m: 30.68 100m: 1:08.11 (37.43) 150m: 1:50.26 (42.15) | | | | | 200m: 2:22.64 (32.38) |
| 7 | Elliott Graysen | 15 | Hamilton Aq... | | | 2:22.89 Entry: 2:27.02 (-4.13) |
| | 50m: 29.83 100m: 1:06.28 (36.45) 150m: 1:49.23 (42.95) | | | | | 200m: 2:22.89 (33.66) |
| 8 | Tilley Christopher | 14 | St Paul's S... | | | 2:23.31 Entry: 2:25.99 (-2.68) |
| | 50m: 31.53 100m: 1:09.08 (37.55) 150m: 1:49.22 (40.14) | | | | | 200m: 2:23.31 (34.09) |
| 9 | Commerford Lucas | 15 | Tawa Swim... | | | 2:23.79 Entry: 2:27.99 (-4.20) |
| | 50m: 30.62 100m: 1:05.72 (35.10) 150m: 1:50.97 (45.25) | | | | | 200m: 2:23.79 (32.82) |
| 10 | Forbes Jacob | 13 | North Shor... | | | 2:23.86 Entry: 2:28.43 (-4.57) |
| | 50m: 31.81 100m: 1:09.24 (37.43) 150m: 1:50.02 (40.78) | | | | | 200m: 2:23.86 (33.84) |
| 11 | Adams Eli | 18 | Raumati S... | | | 2:23.91 Entry: 2:24.65 (-0.74) |
| | 50m: 31.31 100m: 1:07.07 (35.76) 150m: 1:50.09 (43.02) | | | | | 200m: 2:23.91 (33.82) |
| 12 | Douglas Jacob | 17 | Enterprise ... | | | 2:24.09 Entry: 2:25.53 (-1.44) |
| | 50m: 31.09 100m: 1:09.36 (38.27) 150m: 1:50.07 (40.71) | | | | | 200m: 2:24.09 (34.02) |
| 13 | Bazley Charlie | 14 | Raumati S... | | | 2:24.30 Entry: 2:29.05 (-4.75) |
| | 50m: 30.40 100m: 1:08.17 (37.77) 150m: 1:50.64 (42.47) | | | | | 200m: 2:24.30 (33.66) |
| 14 | O'Mara Ethan | 15 | Coast Swi... | | | 2:24.37 Entry: 2:25.56 (-1.19) |
| | 50m: 30.33 100m: 1:10.40 (40.07) 150m: 1:52.21 (41.81) | | | | | 200m: 2:24.37 (32.16) |
| 15 | Cadigan Jake | 16 | North Cant... | | | 2:24.48 Entry: 2:23.69 (+0.79) |
| | 50m: 31.38 100m: 1:11.25 (39.87) 150m: 1:51.35 (40.10) | | | | | 200m: 2:24.48 (33.13) |
| 16 | Lin Austin | 13 | Howick Pak... | | | 2:24.52 Entry: 2:26.60 (-2.08) |
| | | | | | | |



50m: 30.41 100m: 1:06.90 (36.49) 150m: 1:50.28 (43.38)
200m: 2:24.52 (34.24)

50m: 30.42 100m: 1:07.13 (36.71) 150m: 1:50.99 (43.86)
200m: 2:25.72 (34.73)



18  Calder-Kerr Maxwell 14  Ice Breaker... **2:26.66**
Entry: 2:29.47 (-2.81)
50m: 31.85 100m: 1:08.17 (36.32) 150m: 1:52.30 (44.13)
200m: 2:26.66 (34.36)



19  Herbst Zandre 13  Whakatane... **2:27.86**
Entry: 2:29.55 (-1.69)
50m: 30.77 100m: 1:08.45 (37.68) 150m: 1:54.27 (45.82)
200m: 2:27.86 (33.59)

20  Williams Oban 14  Matamata ... **2:28.09**
Entry: 2:29.42 (-1.33)
50m: 31.97 100m: 1:06.24 (34.27) 150m: 1:51.37 (45.13)
200m: 2:28.09 (36.72)



21  Houghton Luke 14  Liz van Wel... **2:28.37**
Entry: 2:29.36 (-0.99)
50m: 32.01 100m: 1:53.24 (1:21.23) 150m: 2:28.37 (35.13)
200m: 2:28.37

22  Warwick Callum 16  Jasi Swim ... **2:28.40**
Entry: 2:26.92 (+1.48)
50m: 33.68 100m: 1:10.71 (37.03) 150m: 1:53.62 (42.91)
200m: 2:28.40 (34.78)


23  Chapman Kain 15  Waterhole ... **2:29.45**
Entry: 2:29.46 (-0.01)
50m: 33.75 100m: 1:10.20 (36.45) 150m: 1:55.49 (45.29)
200m: 2:29.45 (33.96)



24  Graham Jono 14  Selwyn Swi... **2:29.47**
Entry: 2:30.54 (-1.07)
50m: 30.35 100m: 1:07.07 (36.72) 150m: 1:54.46 (47.39)
200m: 2:29.47 (35.01)

25  Chen Michael 13  United Swi... **2:29.95**
Entry: 2:31.22 (-1.27)
50m: 30.39 100m: 1:09.96 (39.57) 150m: 1:55.03 (45.07)
200m: 2:29.95 (34.92)



26  Gallant Zac 15  Greymouth ... **2:30.60**
Entry: 2:29.57 (+1.03)
50m: 31.73 100m: 1:08.38 (36.65) 150m: 1:55.82 (47.44)
200m: 2:30.60 (34.78)

27  Herbert Will 14  Howick Pak... **2:31.15**
Entry: 2:31.61 (-0.46)
50m: 30.91 100m: 1:11.77 (40.86) 150m: 1:56.05 (44.28)
200m: 2:31.15 (35.10)

28  Lynn Harry 13  Liz van Wel... **2:33.09**
Entry: 2:36.51 (-3.42)
50m: 32.65 100m: 1:12.58 (39.93) 150m: 2:00.52 (47.94)
200m: 2:33.09 (32.57)

29  Ives Lewis 13  Ice Breaker... **2:33.22**
Entry: 2:34.86 (-1.64)
50m: 32.95 100m: 1:13.76 (40.81) 150m: 1:58.85 (45.09)
200m: 2:33.22 (34.37)

30  Aves Austin 13  United Swi... **2:33.41**
Entry: 2:34.29 (-0.88)
50m: 32.31 100m: 1:10.18 (37.87) 150m: 1:57.67 (47.49)
200m: 2:33.41 (35.74)

31  Ren Brian 13  Triton Swim... **2:34.22**
Entry: 2:34.75 (-0.53)
50m: 32.35 100m: 1:12.25 (39.90) 150m: 1:58.67 (46.42)
200m: 2:34.22 (35.55)

-  Bejarano Valdazo Andres 15  Evolution A... **DSQ**